

RIVKLE® Standard blind rivet nuts

Steel zinc-plated | Countersunk head | Knurled | Cylindrical | Closed

Note: Thread according to ISO 6h (ISO 68-1) - Corrosion resistance 400 h salt spray | Cr(VI)-free

Technical information can be found on the last page.



Diameter (d)	Article number	Drilling diameter d nominal size	B	E nominal size	L ₂
M 4	23337040175	6	8.0	0.1	11.3
	23337040250		8.0		11.3
	23337040325		8.0		11.5
M 5	23337050200	7	8.5	0.1	14.6
	23337050300		9.0		14.6
	23337050500		9.0		14.6
M 6	23337060300	9	11.0	0.1	17.3
	23337060450		11.0		17.3
	23337060600		11.0		17.3
	23337060750		11.0		17.3
M 8	23337080300	11	12.6	0.1	19.8
	23337080450		14.0		19.3
	23337080600		14.0		19.3
	23337080750		14.0		19.3
M 10	23337100300	13	15.0	0.1	24.5
	23337100450		16.0		24.5
	23337100600		16.0		24.5

Diameter (d)	e		Length (l) nominal size	S	f nominal size
	min.	max.			
M 4	1.00	1.75	14.2	S = 2.8 - e	1.0
	1.75	2.50	15.0	S = 3.6 - e	1.2
	2.50	3.25	15.8	S = 4.7 - e	1.2
M 5	1.00	2.00	17.7	S = 3.0 - e	1.0
	2.00	3.00	18.8	S = 4.1 - e	1.4
	3.00	5.00	21.0	S = 6.3 - e	1.4
M 6	1.50	3.00	22.0	S = 4.6 - e	1.2
	3.00	4.50	23.6	S = 6.2 - e	1.5
	4.50	6.00	25.2	S = 7.8 - e	1.5
	6.00	7.50	26.8	S = 9.4 - e	1.5
M 8	1.50	3.00	24.8	S = 6.0 - e	1.4
	3.00	4.50	26.4	S = 7.0 - e	2.0
	4.50	6.00	28.0	S = 8.6 - e	2.0
	6.00	7.50	29.6	S = 10.2 - e	2.0
M 10	1.50	3.00	30.3	S = 4.3 - e	1.4
	3.00	4.50	31.9	S = 5.3 - e	2.0
	4.50	6.00	33.5	S = 8.9 - e	2.0

All technical data refer to the measure mm



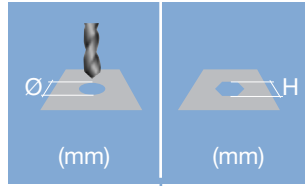


Head diameter
Overall length
Thread size



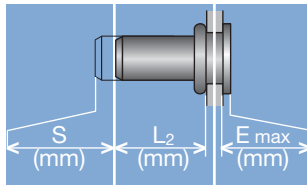
Grip range

Defines the range of total thickness of the customers part (even if it consists of more than one layer)



Hole geometry

If round -> diameter
If hexagonal -> wigth across flats



Head projection after setting

Variable according to the application (setting load, material substrate, etc.)

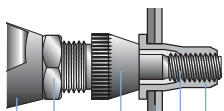
Blind side projection after installation

Defines the clearance needed on the blind side (cannot be used for quality control)

Setting stroke

Difference of total length before and after installation

RIVKLE® Nut



RIVKLE® Stud



- RIVKLE®
- Mandrel*
- Customers part
- Anvil*
- Counter nut
- Setting tool

in accordance to chosen RIVKLE®

All technical data refer to the measure mm

